

# DU028

C250 (Group 3)

## Ductile Iron Access Cover

**DU028 750x750x70**




Ductile iron access cover, for use in areas where not extending more than 500mm from the kerb face into carriageway. Capable of withstanding a 250kN (25 tonnes) test load.

**EasySeal™**  
C250

### OPTIONAL EXTRAS

- Rubber seal
- Badged
- Locked
- Vented



<b>PRODUCT CODE</b>	DU028	<b>BASE SIZE</b>	850mm x 850mm
<b>CLEAR OPENING</b>	750mm x 750mm	<b>DEPTH</b>	70mm

### FEATURES



#### SMARTGRIP TECHNOLOGY™

Unique pattern design provides a PSRV value of >70 (UKAS Accredited 3rd Party).



#### KITEMARK

Exceeds the requirements of BS EN124-2:2015, tested and certified by BSI.



#### RATIO

Ductile iron for improved weight to strength ratio.



#### COATING

Black coated finish.



#### STRONG & DURABLE

Spheroidal graphite cast iron according to EN 1563:2018, as per the requirements of BS EN124-2:2015.



#### RECYCLABLE

Long life asset with high circularity contributing to the reduction in carbon footprint.



#### SINGLE SEAL

Designed and engineered for an easy seal, when packed with grease it provides an airtight seal.

# DU028

C250 (Group 3)

## Ductile Iron Access Cover

DU028 750x750x70



Ductile iron access cover, for use in areas where not extending more than 500mm from the kerb face into carriageway. Capable of withstanding a 250kN (25 tonnes) test load.

**EasySeal™**  
C250

### DATA

#### Dimensions

A / Base Size: 850mm x 850mm

B / Clear Opening: 750mm x 750mm

C / Depth: 70mm

#### Materials

Ductile Iron

#### Finish

Black Coated

#### Certification

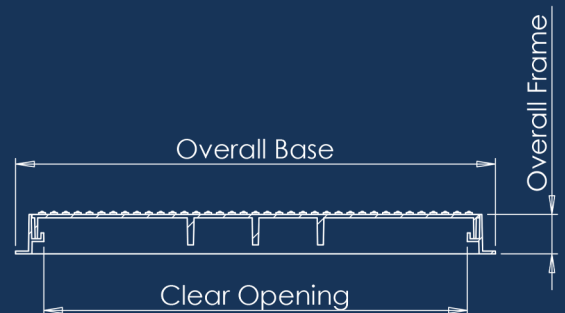
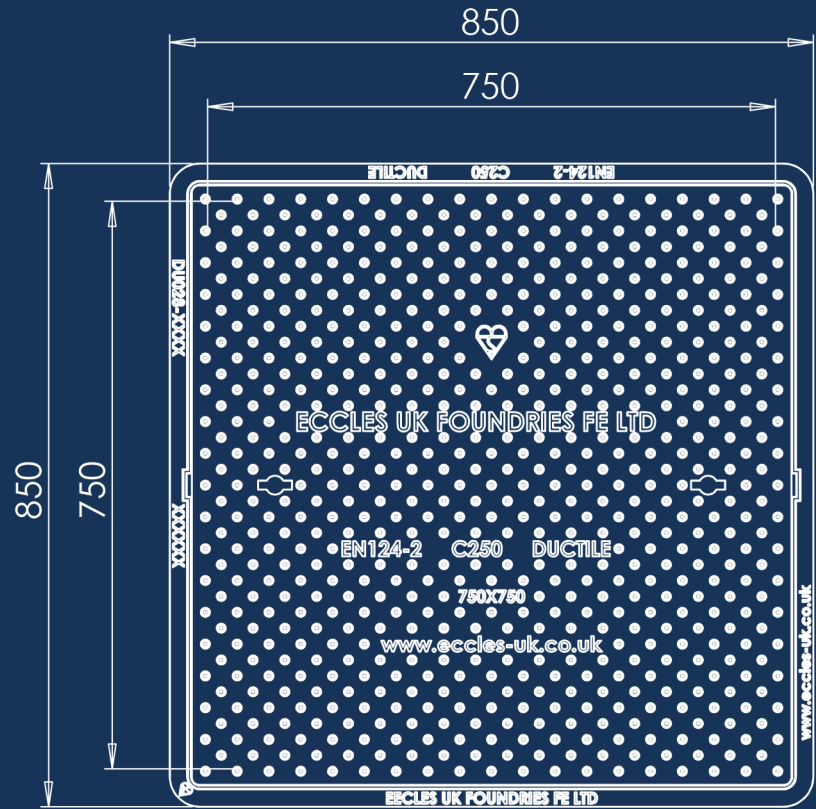
BSI Kitemark

#### Standard

EN124-2:2015

#### Product Type

Ductile Iron Access Cover



**SmartGrip™**  
Technology

Disclaimer: Eccles (UK Foundries FE) Ltd are continually seeking to improve our products and we therefore reserve the right to alter product specifications without prior notice. It is the responsibility of all users to ensure that the above product data is current. Installation details are available on request. It is always recommended that the use of road plates be used where access covers, gully grates and frames are exposed to construction and site traffic during the construction phase of any project and in accordance with "Annex F" EN124-1:2015.

### DIAGRAM KEY

- A** BASE SIZE
- B** CLEAR OPENING
- C** FRAME DEPTH

**eccles®**  
Intelligent Access & Drainage Solutions™

+44 (0)1922 613 222  
enquiries@ecclesproducts.com  
[www.ecclesproducts.com](http://www.ecclesproducts.com)

Eccles (UK Foundries FE) Limited  
Portland Street, Walsall,  
West Midlands, WS2 8AA, UK

