

DU033

B125 (Group 2)


Ductile Iron Access Cover

DU033 900x600x50



Ductile iron access cover suitable for use in car parks and pedestrian areas where occasional vehicular access is likely. Capable of withstanding a 125kN (12.5 tonnes) test load.

EasySeal™
B125



OPTIONAL EXTRAS

- Rubber seal
- Badged
- Locked
- Vented

PRODUCT CODE	DU033	BASE SIZE	975mm x 675mm
CLEAR OPENING	900mm x 600mm	DEPTH	50mm

FEATURES



SMARTGRIP TECHNOLOGY™

Unique pattern design provides a PSRV value of >70 (UKAS Accredited 3rd Party).



KITEMARK

Exceeds the requirements of BS EN124-2:2015, tested and certified by BSI.



RATIO

Ductile iron for improved weight to strength ratio.



COATING

Black coated finish.



STRONG & DURABLE

Spheroidal graphite cast iron according to EN 1563:2018, as per the requirements of BS EN124-2:2015.



RECYCLABLE

Long life asset with high circularity contributing to the reduction in carbon footprint.



SINGLE SEAL

Designed and engineered for an easy seal, when packed with grease it provides an airtight seal.

DU033

B125 (Group 2)

Ductile Iron Access Cover

DU033 900x600x50



Ductile iron access cover suitable for use in car parks and pedestrian areas where occasional vehicular access is likely. Capable of withstanding a 125kN (12.5 tonnes) test load.

EasySeal™
B125

DATA

Dimensions

A / Base Size: 975mm x 675mm

B / Clear Opening: 900mm x 600mm

C / Depth: 50mm

Materials

Ductile Iron

Finish

Black Coated

Certification

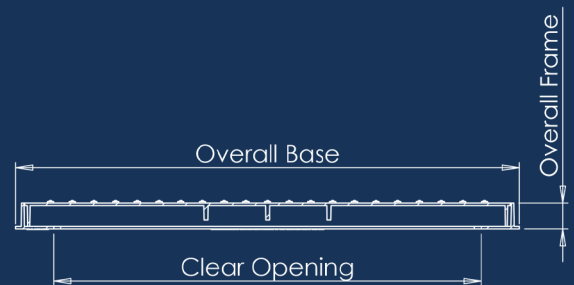
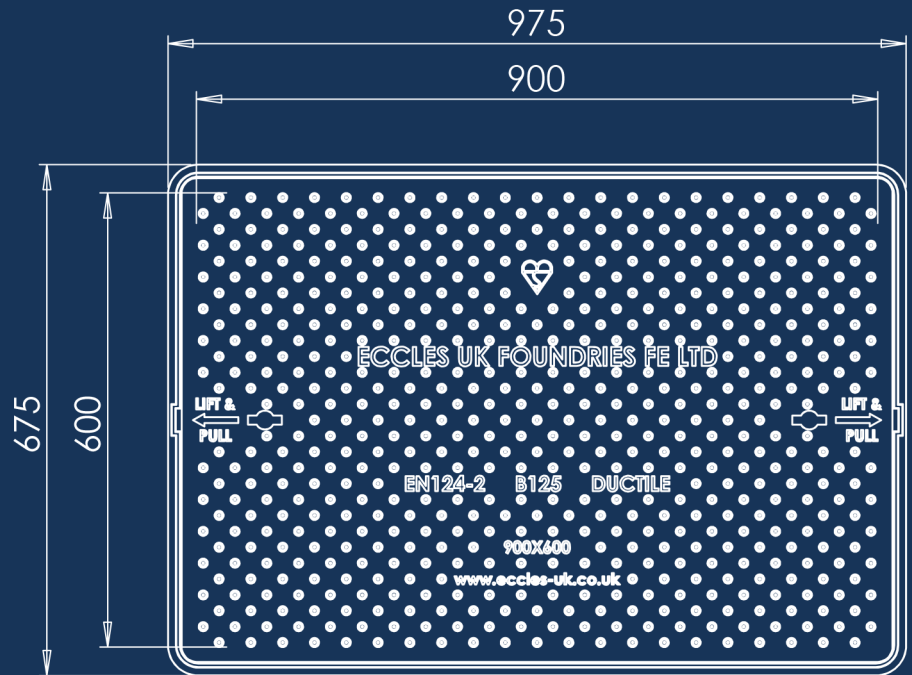
BSI Kitemark

Standard

EN124-2:2015

Product Type

Ductile Iron Access Cover



SmartGrip™
Technology

Disclaimer: Eccles (UK Foundries FE) Ltd are continually seeking to improve our products and we therefore reserve the right to alter product specifications without prior notice. It is the responsibility of all users to ensure that the above product data is current. Installation details are available on request. It is always recommended that the use of road plates be used where access covers, gully grates and frames are exposed to construction and site traffic during the construction phase of any project and in accordance with "Annex F" EN124-1:2015.

DIAGRAM KEY

- A** BASE SIZE
- B** CLEAR OPENING
- C** FRAME DEPTH

eccles®
Intelligent Access & Drainage Solutions™

+44 (0)1922 613 222
enquiries@ecclesproducts.com
www.ecclesproducts.com

Eccles (UK Foundries FE) Limited
Portland Street, Walsall,
West Midlands, WS2 8AA, UK

