

DU089

C250 (Group 3)

Ductile Iron Access Cover

DU089 300x300x70



Ductile iron access cover, for use in areas where not extending more than 500mm from the kerb face into carriageway. Capable of withstanding a 250kN (25 tonnes) test load.

EasySeal™
C250

OPTIONAL EXTRAS

- Rubber seal
- Badged
- Locked
- Vented



PRODUCT CODE	DU089	BASE SIZE	430mm x 430mm
CLEAR OPENING	300mm x 300mm	DEPTH	70mm

FEATURES



SMARTGRIP TECHNOLOGY™

Unique pattern design provides a PSRV value of >70 (UKAS Accredited 3rd Party).



KITEMARK

Exceeds the requirements of BS EN124-2:2015, tested and certified by BSI.



RATIO

Ductile iron for improved weight to strength ratio.



COATING

Black coated finish.



STRONG & DURABLE

Spheroidal graphite cast iron according to EN 1563:2018, as per the requirements of BS EN124-2:2015.



RECYCLABLE

Long life asset with high circularity contributing to the reduction in carbon footprint.



SINGLE SEAL

Designed and engineered for an easy seal, when packed with grease it provides an airtight seal.

DU089

C250 (Group 3)

Ductile Iron Access Cover

DU089 300x300x70



Ductile iron access cover, for use in areas where not extending more than 500mm from the kerb face into carriageway. Capable of withstanding a 250kN (25 tonnes) test load.

EasySeal™ C250

DATA

Dimensions

A / Base Size: 430mm x 430mm

B / Clear Opening: 300mm x 300mm

C / Depth: 70mm

Materials

Ductile Iron

Finish

Black Coated

Certification

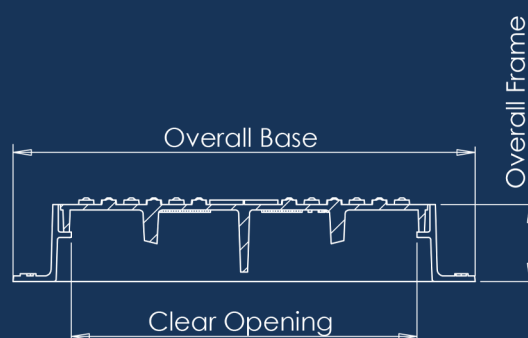
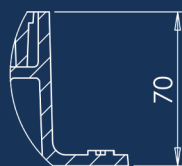
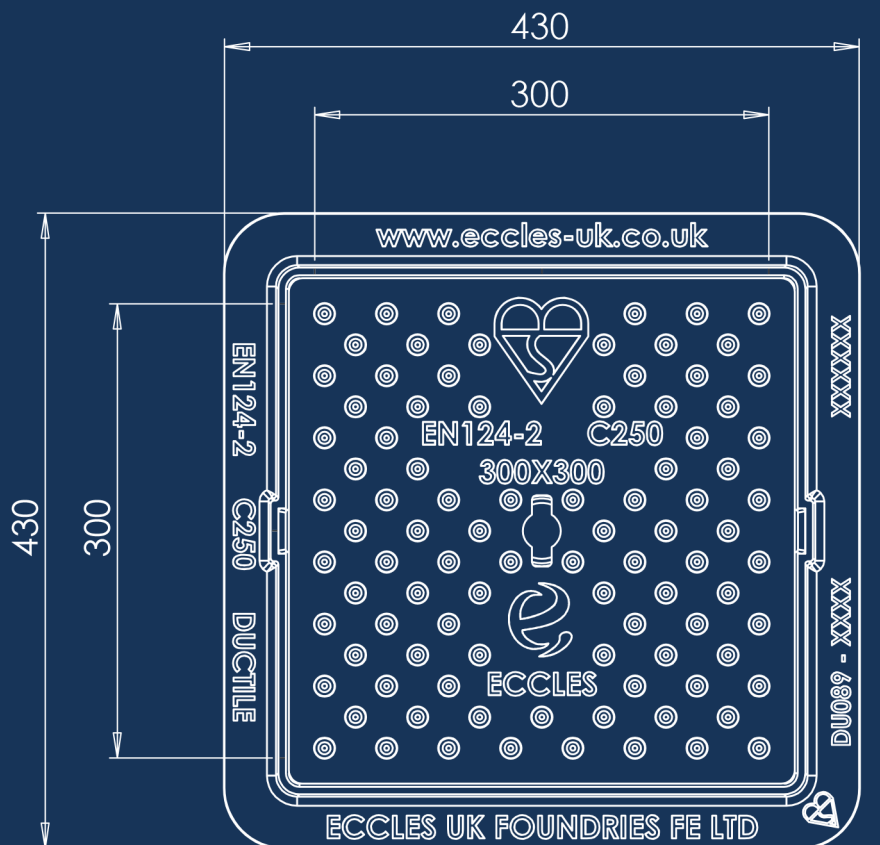
BSI Kitemark

Standard

EN124-2:2015

Product Type

Ductile Iron Access Cover



SmartGrip™ Technology

Disclaimer: Eccles (UK Foundries FE) Ltd are continually seeking to improve our products and we therefore reserve the right to alter product specifications without prior notice. It is the responsibility of all users to ensure that the above product data is current. Installation details are available on request. It is always recommended that the use of road plates be used where access covers, gully grates and frames are exposed to construction and site traffic during the construction phase of any project and in accordance with "Annex F" EN124-1:2015.

DIAGRAM KEY

- A** BASE SIZE
- B** CLEAR OPENING
- C** FRAME DEPTH

eccles®
Intelligent Access & Drainage Solutions™

+44 (0)1922 613 222
enquiries@ecclesproducts.com
www.ecclesproducts.com

Eccles (UK Foundries FE) Limited
Portland Street, Walsall,
West Midlands, WS2 8AA, UK

