

DU099

D400 (Group 4)

Ductile Iron Gully Grating

DU099 430x370x150




Ductile iron gratings, suitable for use in areas where cars and lorries have access, including carriageways, hard shoulders and pedestrian zones. Capable of withstanding a 400kN (40 tonnes) test load.

FreeFlowTM
D400

OPTIONAL EXTRAS

- **Locked**



PRODUCT CODE	DU099	BASE SIZE	580mm x 455mm
CLEAR OPENING	430mm x 370mm	DEPTH	150mm

FEATURES

- KITEMARK**
Exceeds the requirements of BS EN124-2:2015, tested and certified by BSI.
- RATIO**
Ductile iron for improved weight to strength ratio.
- COATING**
Black coated finish.
- STRONG & DURABLE**
Spheroidal graphite cast iron according to EN 1563:2018, as per the requirements of BS EN124-2:2015.
- WATERFLOW**
Designed and engineered for Group 3 & 4 areas with high rainfall. Providing a waterway allowing for increased water flow.
- CAPTIVE ANTI-THEFT HINGE**
Captive hinges reduce risk of theft and allows easy access for cleaning.
- DEPTH OF INSERTION**
Meets the depth of insertion requirements of BS EN124-2:2015, CD534 and BS7903.
- RECYCLABLE**
Long life asset with high circularity contributing to the reduction in carbon footprint.

DU099

D400 (Group 4)

Ductile Iron Gully Grating

DU099 430x370x150



Ductile iron gratings, suitable for use in areas where cars and lorries have access, including carriageways, hard shoulders and pedestrian zones. Capable of withstanding a 400kN (40 tonnes) test load.

FreeFlow™
D400

DATA

Dimensions

A / Base Size: 580mm x 455mm

B / Clear Opening: 430mm x 370mm

C / Depth: 150mm

Materials

Ductile Iron

Finish

Black Coated

Certification

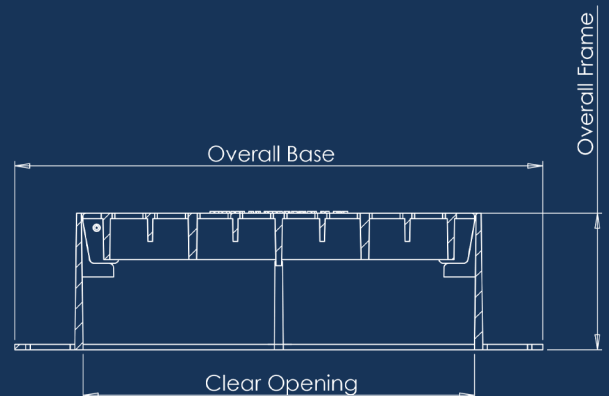
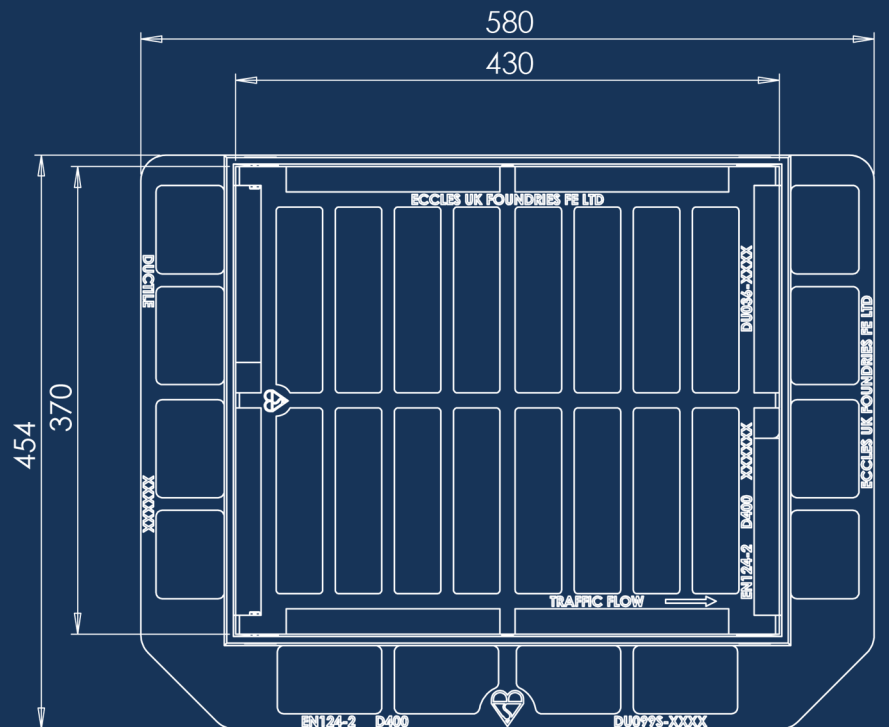
BSI Kitemark

Standard

EN124-2:2015

Product Type

Ductile Iron Gully Grating



- A** BASE SIZE
- B** CLEAR OPENING
- C** FRAME DEPTH

DIAGRAM KEY

Disclaimer: Eccles (UK Foundries FE) Ltd are continually seeking to improve our products and we therefore reserve the right to alter product specifications without prior notice. It is the responsibility of all users to ensure that the above product data is current. Installation details are available on request. It is always recommended that the use of road plates be used where access covers, gully grates and frames are exposed to construction and site traffic during the construction phase of any project and in accordance with "Annex F" EN124-1:2015.