

SB005

Grade A

Ductile Iron Surface Box

SB005 380x230x125




Capable of being used in carriageways and other areas carrying fast moving, normal commercial vehicles with wheel loads up to 5 tonnes and slow moving, specially authorised vehicles with wheel loads up to 11.5 tonnes.

AquaGrip⁺

OPTIONAL EXTRAS

- **Badged**



PRODUCT CODE	SB005	BASE SIZE	490mm x 340mm
CLEAR OPENING	380mm x 230mm (150mm x 150mm also available)		
DEPTH	125mm		

FEATURES

- SMARTGRIP TECHNOLOGY™**
Unique pattern design provides a PSRV value of >70 (UKAS Accredited 3rd Party).
- KITEMARK**
Exceeds the requirements of BS 5834, tested and certified by BSI.
- WEDGE SEATED**
The cover features our centring wedge seating and indexes which ensures the cover is always fitted correctly.
- RATIO**
Ductile iron for improved weight to strength ratio.
- COATING**
Black coated finish.
- STRONG & DURABLE**
Spheroidal graphite cast iron according to EN 1563:2018.
- RECYCLABLE**
Long life asset with high circularity contributing to the reduction in carbon footprint.

SB005

Grade A

Ductile Iron Surface Box

SB005 380x230x125



Capable of being used in carriageways and other areas carrying fast moving, normal commercial vehicles with wheel loads up to 5 tonnes and slow moving, specially authorised vehicles with wheel loads up to 11.5 tonnes.

AquaGrip+™

DATA

Dimensions

A / Base Size: 490mm x 340mm

B / Clear Opening: 380mm x 230mm

C / Depth: 125mm

Materials

Ductile Iron

Finish

Black Coated

Certification

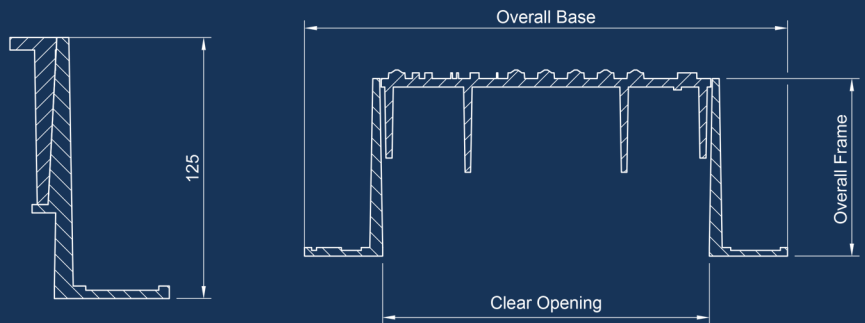
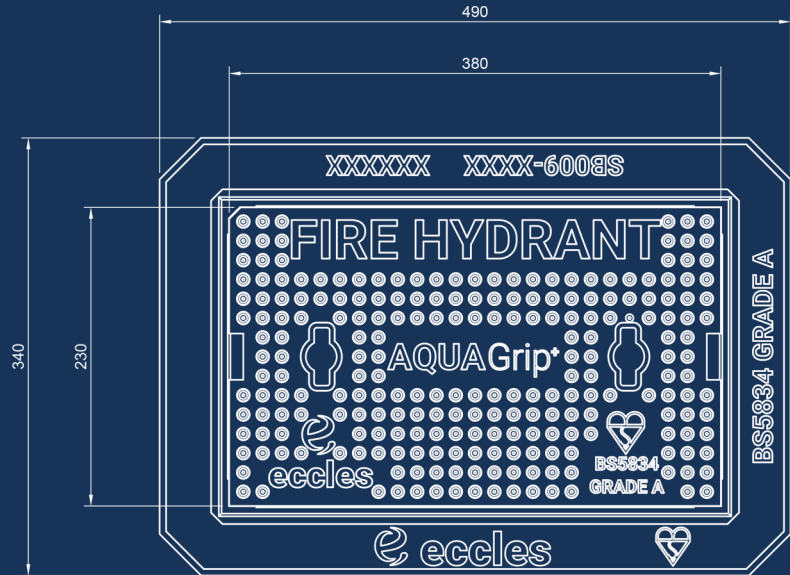
BSI Kitemark

Standard

BS 5834

Product Type

Ductile Iron Surface Box



SmartGrip™
Technology

Disclaimer: Eccles (UK Foundries FE) Ltd are continually seeking to improve our products and we therefore reserve the right to alter product specifications without prior notice. It is the responsibility of all users to ensure that the above product data is current. Installation details are available on request. It is always recommended that the use of road plates be used where access covers, gully grates and frames are exposed to construction and site traffic during the construction phase of any project and in accordance with "Annex F" EN124-1:2015.

DIAGRAM KEY

- A** BASE SIZE
- B** CLEAR OPENING
- C** FRAME DEPTH

eccles®
Intelligent Access & Drainage Solutions™

+44 (0)1922 613 222
enquiries@ecclesproducts.com
www.ecclesproducts.com

Eccles (UK Foundries FE) Limited
Portland Street, Walsall,
West Midlands, WS2 8AA, UK

